

GHOST™ LED Mini Warning Light

• Features

- **GHOST™ - the original 6 LED Mini Light**
- **No flashback or compromised output** when mounted on the exterior of the vehicle
- **High powered, high bin, color consistent LEDs**
- **Weatherproof design with superior reliability** & performance regardless of weather conditions
- **Light Sync Technology to synchronize your lights**
- **Optional extreme duty Rock Bracket available**
- **Red Stop/Tail model is a low power, steady-on red running light** - once brake is applied light flashes 5 times & remains on at full power while brake is activated
- **10 - 30 volt operation**
- **Includes 18" of 3-wire shielded cable**

GHOST™ Multi-Mount (MM)

- 3 Mounting options included: Permanent Mount - (screw mount), Adhesive Mount - Super Duty Automotive Grade 3M Tape holds the light securely in place without drilling holes & a Single or Dual Edge Bracket that slips onto the edge of the hood, grille or trunk edges without requiring drill holes into the body of the vehicle
- Single or Dual lights in Black or White housing colors


GHOST™ Rock Light

- Anti-crush, super duty Rock Bracket for the most demanding applications & environments
- Bracket offers up to 30 degrees of light head adjustability to angle light just where you need it
- Single light with Black housing


Tech Specs	GHOST™
Flash Patterns:	33 Flash Patterns
Light Sync:	Yes
Technology:	6 Gen3 LEDs
Input Voltage:	10 - 30 Vdc
Current Draw:	< 0.75 amps per module @ 12.8 Vdc
Operating Temp.:	-20° to +65° C / -68° to +149° F
Dimensions:	Length x Height x Depth MM: 4" (10 cm) L x 0.9" (23 mm) H x 1.8" (46 mm) D Rock: 4.8" (12 cm) L x 2" (51 mm) H x 1.6" (41 mm) D



GHOST™ Mini Light is a very narrow, compact yet powerful light. Light head is adjustable up to 30 degrees.



GHOST™ Dual & Single lights mounted to the hood & grille of a Give 'Em a Brake work truck are highly visible.



Amber GHOST™ mounted vertically under the tow bed on a wrecker/tow truck (LED work lights also shown).




Two Red LED GHOST™ MM lights mounted in the fog lamp housing of a volunteer fireman's Dodge Ram truck.

COLORS Solid

(x) = **A B G R W**

Dual/Split

(x) = **A B D E F G H J K L M N P R W**



GHOST™ Stop/Tail MM

Black Housing, single: #EGHSTTR
 White Housing, single: #EGHSTTRW

Light includes 2 mounting options:
 Permanent & Adhesive Mount.

GHOST™ MM

Black Housing, single: #EGHST1(x)
 Black Housing, dual: #EGHDT1(xx)
 White Housing, single: #EGHST1(x)W
 White Housing, dual: #EGHDT1(xx)W

Light includes 3 mounting options:
 Permanent, Edge Mount & 3M Adhesive Mount.





GHOST™ Rock light

Warning: #EGHST3(x)
 Stop/Tail: #EGHSTT3R



Parts & Accessories

- Single Edge Bracket, Black: #PGHSTSUB
- Single Edge Bracket, White: #PGHSTSUW
- Dual Edge Bracket, Black: #PGHSTDUB
- Dual Edge Bracket, White: #PGHSTDUW
- Rock Bracket, Black: #PGHSTRLK



GHOST™ Spot Lights also available, see pages 69 - 70

Predator 2™ & Predator™ LED Warning Lights

• Features

- **Sleek design & advanced optics**
- **Brackets allow 120° of light head adjustment** to angle the light where you need it
- **High powered, high bin, color consistent LEDs**
- **Vented rear heat sink is super efficient** at dispersing heat for a long-lasting, reliable light
- **UV stabilized polycarbonate lenses prevent discoloration**
- **Light Sync Technology to synchronize your lights** to alternate the flash patterns or flash simultaneously
- **Flash Pattern Recall** remembers last flash pattern used
- **Single & Dual models available**
- **Convenient side wire exit** for easier installation
- **Includes 18" of 3-wire shielded cable**
- **Predator 2™**
 - Wide, bright Extreme Angle output - our brightest light
 - 8 super bright Gen3 LEDs per module
 - Single model available as a "split" light with dual colors
 - 10 - 30 Vdc
- **Predator™**
 - 6 bright Gen3 LEDs per module
 - 5 solid & 15 split colors available (Dual light offered in split colors)
 - 10 - 16 Vdc



Powerful & bright signal provided when mounted to the headache rack (Dual Stacked Surface Mounts also shown).



Dash/Deck/Grille lights have integrated bracket with adjustable tilt lighthead - no extra brackets required.



Dual Predator 2™ lights mounted in the grille of a Ford Expedition SUV offer superior secondary lighting.



Two Predator 2™ Single Dash/Deck/Grille lights mounted to the rear headliner in an SUV.

Tech Specs	Predator 2™	Predator™
Flash Patterns:	33 Flash Patterns	
Light Sync:	Yes	
Technology:	Single: 8 Gen3 LEDs Dual: 16 Gen3 LEDs	Single: 6 Gen3 LEDs Dual: 12 Gen3 LEDs
Mounting:	Surface Mount on 2.77" (70 mm) centers	
Input Voltage:	10 - 30 Vdc	10 - 16 Vdc
Current Draw:	Single: 1.1 amps max. Dual: 2 amps max. (flash pattern dependent)	
Dimensions:	Length x Height x Depth Single: 4.3" (11 cm) L, Dual: 8.5" (22 mm) L x 2.4" (61 mm) H x 1.75" (44 mm) D	
Operating Temp.:	-20° to +65° C / -68° to +149° F	

COLORS

Solid

(x) = **A B G R W**

Dual/Split

(x) = **A B D E F**
G H J K L
M N P R W





Predator 2™

Single Light, Solid Color:



#EP2SGS1(x)

Single Light, Split Color:

#EP2SGS2(x)

Dual Light:

#EP2DGS1(x)



PREDATOR™

by SoundOff Signal



Predator™

Single Light:

#EPRDSGS1(x)

Dual Light:

#EPRDDGS1(x)



Surface Mounts also available, see pages 29 & 31
Windshield Lights also available, see pages 49 - 50

Dash/Deck/Grille Lts. - Predator 2™ & Predator™

1.800.338.7337 / www.soundoffsignal.com

